

幫助您順利申請

安置特例申請

的溫馨提示

Placements Exception

此特例申請是給急需於dōTERRA安置政策外的組織位置更改之健康倡導者所提供的資源。我們希望每位會員只有在最需要的例外狀況，並盡量減少申請此特例。特例申請需要額外簽名並且獲得dōTERRA全球特例委員的審批。

我的申請能通過嗎？

皆因此為特例申請，所以沒有任何保證申請必定成功。可是，只要達到以下的一些指標，可增加通過審批的機會。



普遍核准

帶少量團隊業績

.....

被快速處理的錯誤

.....

可更好支援雙方組織
的簡單位置交替

.....

最後的介紹人更改並
授予當下保薦人承繼
介紹人位置



普遍拒絕

超過900團隊業績
的特例申請

.....

建立或鞏固階級或三次方
威力獎金的特例申請

.....

申請移動到
非活躍經營者下

.....

申請把會員移離
活躍保薦人

.....

交替會員不是
直接在另一會員之上

安置特例申請 Placements Exception

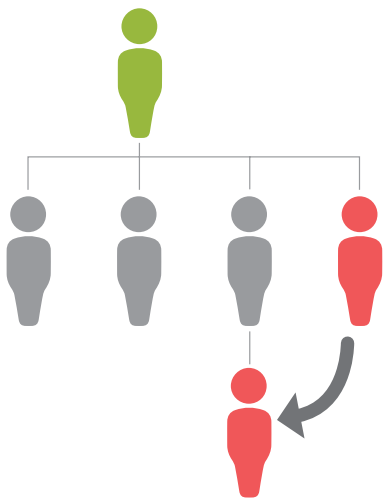
特例原因中需要包含什麼？

確保申請理由清晰易懂，請與以下資料一併提供：

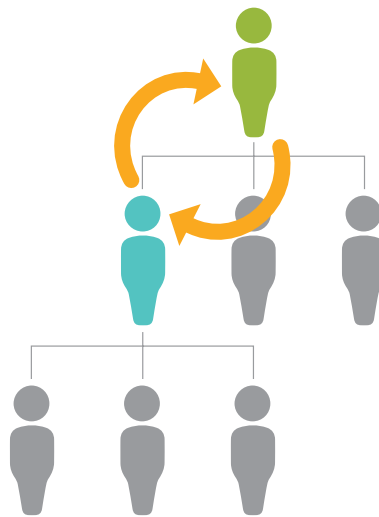
- 所有關於需要移動會員的因由
- 為何新位置可改善並發揮最好的組織狀況
- 所有其他有關自己獨特情況的資料

特例申請類別

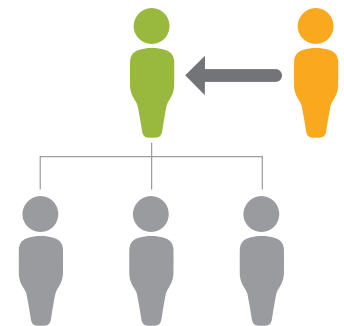
介紹人(Enroller)及 保薦人(Sponsor)更改 (政策外)



帳戶交替 (Swap) (政策外)



帳戶轉移 (Account Transfer) (政策外)



如何遞交特例申請

- 1) 從 placements@doterra.com 申請一份電子特例申請表
或
- 2) 從個人線上平台申請
 - 第一步：登入 [線上平台](#)
 - 第二步：按「[下線](#)」按鈕
 - 第三步：於菜單上選「[安置](#)」
 - 第四步：按「[特例安置](#)」申請頁面，選「[安置特例申請](#)」



我們隨時
為您效勞！

還有額外的問題？

聯繫

placements@doterra.com

Helpful tips for your next

Placements Exception Request

The exception application process is a resource available to Wellness Advocates who are in need of placement moves that are outside of the dōTERRA placement policy. We ask that each of our members play their part by limiting requests to only those **extenuating circumstances where exceptions are needed the most**. Exception requests require additional signatures and the approval of the dōTERRA Global Exceptions Committee.

Will my request be approved?

Given that this is an exception request process, there are no guarantees that any request will be approved. However, there are some good rules of thumb to help you determine the likelihood of your exception being granted.



Commonly Approved

Moves with **little volume**

.....

Mistakes that are being quickly resolved

.....

Simple swaps that result in better support for both teams

.....

Final Enroller changes that give enrollership to the current Sponsor



Commonly Denied

Exceptions moving over **900 0V**

.....

Exceptions that build or solidify **rank or Power of 3**

.....

Moving to a **non-active builder**

.....

Moving a member **out from an active Sponsor**

.....

Swaps for members **not directly above the other**

Placements Exception Request

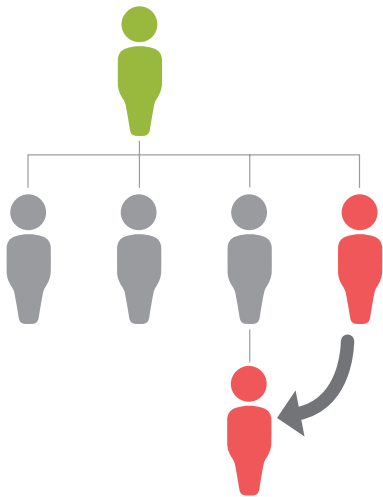
What should I include in my reason for an exception?

To ensure the nature of the request is properly understood, provide:

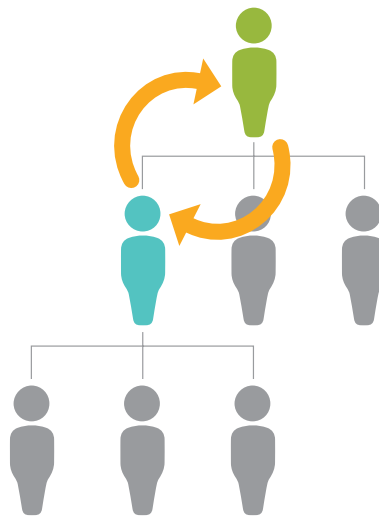
- All information regarding **why the member is moving**
- **Why the new placement will result in the best scenario**
- Any other information that may be pertinent to **your unique situation**

Types of Exception Requests

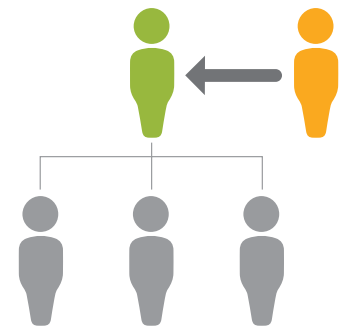
Enroller and Sponsor Changes (Outside of Policy)



Account Swaps (Outside of Policy)



Account Transfers (Outside of Policy)



How to Submit an Exception Request

1. Request a digital exception application form from placements@doterra.com

OR

2. Submit an exception through your Back Office

Step 1: Log into your **Back Office**

Step 2: Click on the **Team** Tab

Step 3: Under the **My Business** Menu, select **Placements**

Step 4: Click on **Exceptions**, select **Submit an Exception Application Here**



**We are here
for you!**

Have additional questions?

Contact us at
placements@doterra.com