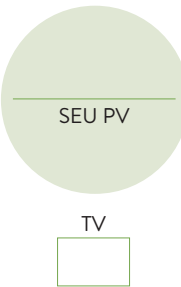


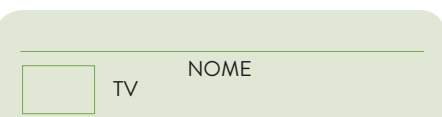


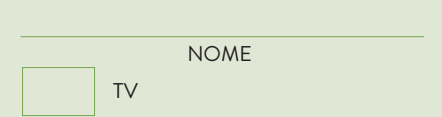


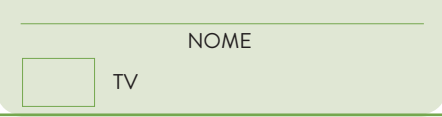


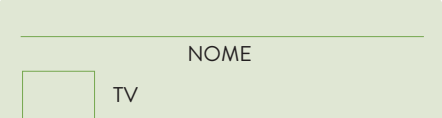


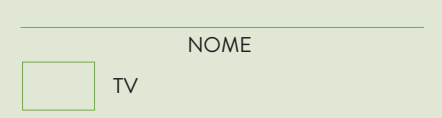


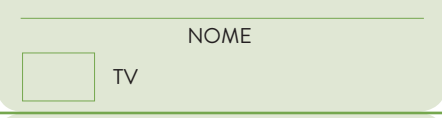





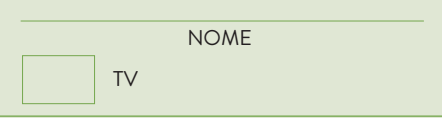





Poder de 3

Chegue aos R\$ 250 | Ensine sobre os R\$ 250 | Repita

- Preencha e atualize este gráfico no início, na metade e no final de cada mês.
- Destaque onde você precisa se concentrar (por exemplo, novos inscritos, clientes no Programa de Fidelidade).
- Qual é o seu próximo objetivo do Poder de 3 (circule uma): R\$ 250, R\$ 1.250, R\$ 7.500. Como você chegará lá?

R\$ 250		R\$ 1.250		R\$ 7.500		
<div style="text-align: center;">  <p>SEU PV</p> <p>TV</p> <p>SEU NOME</p> </div>	<div style="text-align: center;">  <p>PV</p> <p>TV</p> <p>NOME</p> </div>	<div style="text-align: center;">  <p>PV</p> <p>TV</p> <p>NOME</p> </div>	<div style="text-align: center;">  <p>PV</p> <p>TV</p> <p>NOME</p> </div>	NOME	PV	
	<div style="text-align: center;">  <p>PV</p> <p>TV</p> <p>NOME</p> </div>	<div style="text-align: center;">  <p>PV</p> <p>TV</p> <p>NOME</p> </div>	<div style="text-align: center;">  <p>PV</p> <p>TV</p> <p>NOME</p> </div>			
	<div style="text-align: center;">  <p>PV</p> <p>TV</p> <p>NOME</p> </div>	<div style="text-align: center;">  <p>PV</p> <p>TV</p> <p>NOME</p> </div>	<div style="text-align: center;">  <p>PV</p> <p>TV</p> <p>NOME</p> </div>			
	<div style="text-align: center;">  <p>PV</p> <p>TV</p> <p>NOME</p> </div>	<div style="text-align: center;">  <p>PV</p> <p>TV</p> <p>NOME</p> </div>	<div style="text-align: center;">  <p>PV</p> <p>TV</p> <p>NOME</p> </div>			
	<div style="text-align: center;">  <p>PV</p> <p>TV</p> <p>NOME</p> </div>	<div style="text-align: center;">  <p>PV</p> <p>TV</p> <p>NOME</p> </div>	<div style="text-align: center;">  <p>PV</p> <p>TV</p> <p>NOME</p> </div>			
	<div style="text-align: center;">  <p>PV</p> <p>TV</p> <p>NOME</p> </div>	<div style="text-align: center;">  <p>PV</p> <p>TV</p> <p>NOME</p> </div>	<div style="text-align: center;">  <p>PV</p> <p>TV</p> <p>NOME</p> </div>			
	<div style="text-align: center;">  <p>PV</p> <p>TV</p> <p>NOME</p> </div>	<div style="text-align: center;">  <p>PV</p> <p>TV</p> <p>NOME</p> </div>	<div style="text-align: center;">  <p>PV</p> <p>TV</p> <p>NOME</p> </div>			
	<div style="text-align: center;">  <p>PV</p> <p>TV</p> <p>NOME</p> </div>	<div style="text-align: center;">  <p>PV</p> <p>TV</p> <p>NOME</p> </div>	<div style="text-align: center;">  <p>PV</p> <p>TV</p> <p>NOME</p> </div>			
	<div style="text-align: center;">  <p>PV</p> <p>TV</p> <p>NOME</p> </div>	<div style="text-align: center;">  <p>PV</p> <p>TV</p> <p>NOME</p> </div>	<div style="text-align: center;">  <p>PV</p> <p>TV</p> <p>NOME</p> </div>			

PV = Volume Pessoal TV = Volume de Equipe (você e sua linha de frente)
Assinale o quadradinho quando TV = 600